





# KAVAKLI ANAOKULU EV ETKİNLİKLERİ 2022

DiKKat-Algı  
Geliştirme  
Çalışmaları





Her sırada farklı yöne bakan resmi bulur musun?  
Altındaki daireyi mavi renge boyar mısın?





Hangi sepette kedi sayısı daha fazladır?  
Fazla olanı yuvralak içine alırsınız mı?



1



2



3




Çocuğunuzla birlikte bu sayfadaki resme


20 saniye bakıp, sayfayı çeviriniz.




1



2






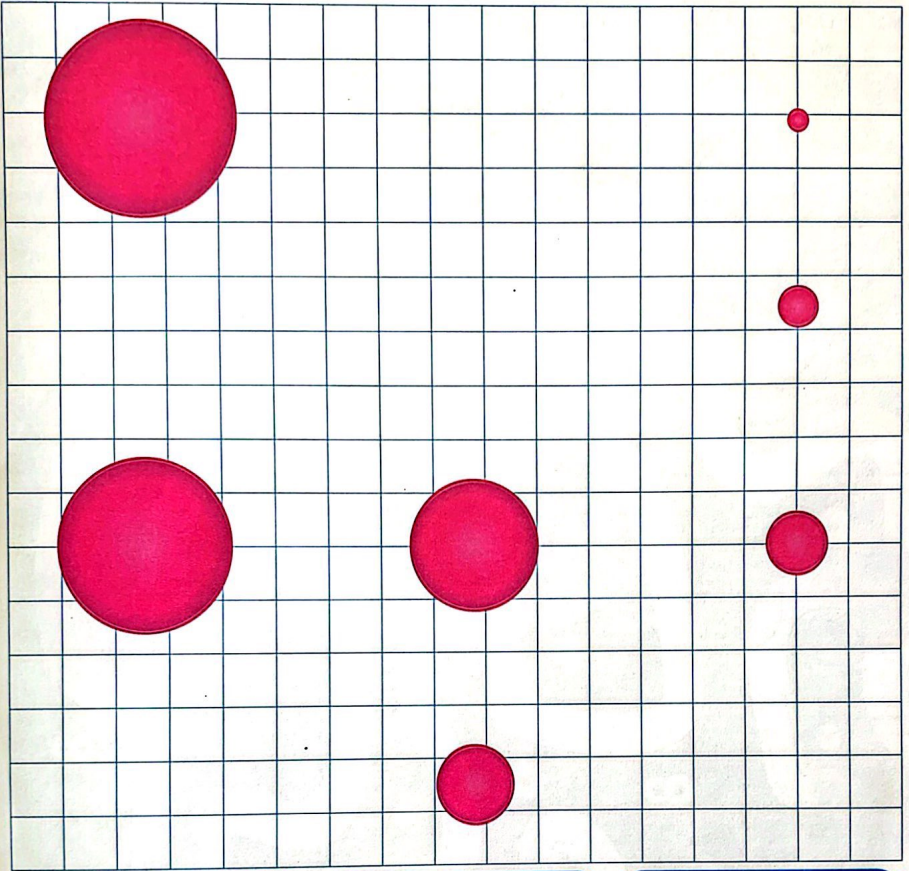
3



Her sırada bir önceki sayfada olan resmi bulur musun?









18





Yukarıdaki noktalar, küçükten büyüğe doğru çizgi ile birleştirildiğinde ortaya hangi şekil çıkar?

Ortaya çıkan şeklin altındaki daireyi yeşil renge





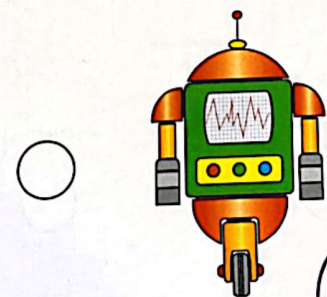





Soldaki yarım olan resimlerin diğer yarısını bulur musun?  
Yanındaki daireyi, diğer yarısının daire rengine boyar mısın?



Yukarıdaki robotların sıralanışına göre labirentin giriş kısmından başlayarak çıkışı bulunuz.














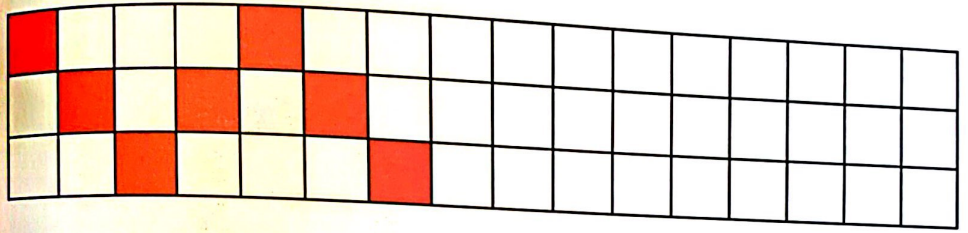

CS CamScanner Gillerin arkasındaki resni bulup daireyi mavi renge boyayiniz?






- ✓ Basketbol oynayan Yeliz ve Filiz'in dairesini kırmızıya,
- ✓ Tenis oynayan Çiğdem ve Erol'un dairesini maviye,
- ✓ Futbol oynayan Yolçın ve Koray'ın dairesini yeşile,
- ✓ Bisiklete binen Sâmet'in dairesini pembeye boyayalım.



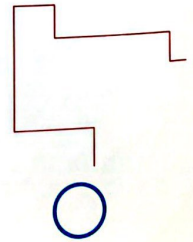
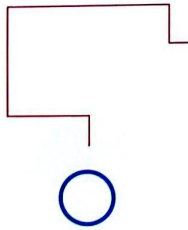
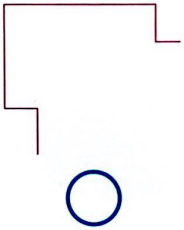


Yukarıdaki boyanmış kutulardaki modelin devamını boyayarak tamamlayınız.

0 → 1 → 2 → 3 → 4 → 5 → 6 → 7 → 8 → 9



ÇIKIŞ








12

4-5 YAŞ SON TEST

www.basaran yayinlari.com.tr

444 6 402  
BAŞARAN  
YAYINLARI

(Bu sayfadaki resimleri çocuğun görmesini sağlayın ve sonrasında yönergeye göre anlatarak cevabını bulmasını isteyin.)  
Rakamları lakine tabloda sıfırdan başlayarak dokuza kadar olan rakamları  
çocukların eline yazarak öğretin ve her rakamın şeklini bulunuz.



Yukarıdaki resme göre eksik olan şekli bulup, altındaki boş daireyi boyayalım.



